

INTERNATIONAL  
KIDS  
CONCEPTS



# PRODUCT BROCHURE




Wake up  
and be  
Awesome



CREATE A  
SPECIAL PLACE



AND CREATE  
HARMONY





<b>Classic collection</b>	<b>7</b>
<b>Monster collection</b>	<b>23</b>
<b>Arctic collection</b>	<b>33</b>
<b>Delta collection</b>	<b>45</b>
<b>Buxus collection</b>	<b>53</b>
<b>Playground design</b>	<b>59</b>
<b>Fences and poles</b>	<b>65</b>
<b>Inspiration for our sectors</b>	<b>72</b>



# Happy children make a better world



1.  
A room is fully  
completed when  
everyone feels  
welcome.



2.  
Children as well!




3.  
That is why IKC  
offers play value  
worldwide, in  
any area, for  
every budget and  
according to any  
wishes.





4.  
While the kids play,  
customers get more  
time to browse,  
shop and focus on  
your products or  
advice.



 All our products are inspected, tested and certified by SGS Laboratories.

 European standard EN 71 specifies safety requirements for toys. Compliance with the standard is legally required for all toys sold in the European Union.

 All our products only use FSC certified wood, so eco- and environment friendly!

 Our products are conform with health, safety and environmental protection standards for products sold within the EU.





## Classic collection

The IKC Classic collection has been a worldwide success for many years thanks to its recognizable frame and cheerful colours. The FSC-certified, durable beech wood frames ensure long-lasting and safe fun for all children. In this collection you will find wall games, play systems, soflays and much more. Discover the collection here and create your own play corner!



# Classic collection

## Play modules

# Classic collection

## Play modules



### ABACUS WHEEL

Use the spinning disc at the centre of the Abacus wheel to send the colourful numbered sliders on different paths. Then put them in numerical order from one to fifteen. Simple, but so much fun!

#### Article no.


**Green** PP00030

**White** PP00035

#### Dimensions

**HxWxD** 70 x 45 x 3 cm

**Weight** 6 KG



### CRAZY MIRROR

Children have always been fascinated by their own reflection. The Crazy mirror gives this another dimension. Move and twist in front of the mirror and be amazed by the shape of your reflection. Children will get aware of their reflection in a funny way!

#### Article no.

**Green** PP00001

**White** PP00004

#### Dimensions

**HxWxD** 70 x 45 x 3 cm

**Weight** 3 KG



### APPLE PIE FACTORY

Create the most tasty Apple Pie! Move the bridge in the center of the Playmodule up and down to mix the ingredients together and put everything in the correct place to create a tasty treat.

#### Article no.

**Green** PP00130

**White** PP00135

#### Dimensions

**HxWxD** 70 x 45 x 3 cm

**Weight** 6 KG



### DRESS CODE

Let's dress up! Rotate the blocks to match then head, body or legs and create a new character or change the way the character looks completely. For wall mounting a FM Frame is required.

#### Article no.

**Green** PP00404

**White** PP00405

#### Dimensions

**HxWxD** 70 x 45 x 3 cm

**Weight** 4,5 KG



### CALCULATOR

Besides practicing to count, this educational Playmodule supports the development of the fine motor skills of children. Children can create their own game and find a challenge which fits their capabilities.

#### Article no.

**Green** PP00136

**White** PP00138

#### Dimensions

**HxWxD** 70 x 45 x 3 cm

**Weight** 5 KG



### JUNGLE FEVER

Jungle Fever is very simple but equally as educational. Children can simply move the numbers and figures around and will learn to recognise the symbols and numbers and how to place them in the correct order.

#### Article no.

**Green** PP00380

**White** PP00384

#### Dimensions

**HxWxD** 70 x 45 x 3 cm

**Weight** 5,5 KG

# Classic collection

## Play modules

# Classic collection

## Play modules



### MEMORY

Spin the blocks and try to find two of the same kind! Remember the place of the items and collect a pair. With this educational playmodule you can challenge yourself, but also a friend! For wall mounting a FM Frame is required.

#### Article no.

**Green** PP00110

**White** PP00114

#### Dimensions

**HxWxD** 70 x 45 x 3 cm

**Weight** 4,5 KG



### WIREBEADS

Move the beads from one side to the other. This playmodule stimulates the development of children's fine motor skills and let them use their imagination while they create their own play! For wall mounting a FM Frame is required.

#### Article no.

**Green** PP00010

**White** PP00014

#### Dimensions

**HxWxD** 70 x 45 x 3 cm

**Weight** 2,5 KG



### SORTING TREE

Develop your fine motor skills while sorting out the fruits from this tree. Turn the wheel to have access to every path and find the right basket.

#### Article no.

**Green** PP00020

**White** PP00023

#### Dimensions

**HxWxD** 70 x 45 x 3 cm

**Weight** 6 KG



### FM FRAME

Some cases require more space. The FM frame brings the solution, so our Playmodules can be mounted anywhere. The following Playmodules might need a FM frame: Wirebeads, Memory and Dresscode.

#### Article no.

**Green** PP10000

**White** PP10018

#### Dimensions

**HxWxD** 70 x 45 x 6,5 cm

**Weight** 2 KG



### SQUARE LOGIC

Spin the wheel and take the challenge! Turn into the greatest strategist and slide every square into its correct place. Try it by yourself or let someone help you to solve this puzzle.

#### Article no.

**Green** PP00055

**White** PP00056

#### Dimensions

**HxWxD** 70 x 45 x 3 cm

**Weight** 6,5 KG



# Classic collection

## Play wheels



### CLOCK AROUND

The Clock around Playwheel is an educational tool for children as they learn to tell the time & discover the changing seasons. As with a normal clock, children can move the hands of the clock until the correct time is indicated.

#### Article no.

**Green** PP00470

**White** PP00472

#### Dimensions

**HxWxD** 60 x 60 x 6,5 cm

**Weight** 8 KG



### SPINBALL

Do you have the skill required to complete the Spinball challenge? Spin the wheel to guide the ball through various challenges. Can you complete the course in the right order?

#### Article no.


**Green** PP00420

**White** PP00423

#### Dimensions

**HxWxD** 60 x 60 x 6,5 cm

**Weight** 8,5 KG



### MATCH AND POP

Match & Pop is a unique wall game, in which children learn combinations between animals and objects in a playful way. The play panel can be attached to the wall or to an IKC play system, which means that the game does not take up much space.

#### Article no.

**Green** PP00080

**White** PP00084

#### Dimensions

**HxWxD** 60 x 60 x 6,5 cm

**Weight** 9 KG



### WALL PLATE

To mount our play wheels to the wall, a wall plate is required. The wall plate is available in the same colors as our play wheels and ensure the installation is a easy job.

#### Article no.

**Green** PP10005

**White** PP10009

#### Dimensions

**HxWxD** 67,5 x 67,5 x 1,2 cm

**Weight** 3,3 KG



### ROADTRIP

From the city to the forest, or maybe to the park? Just hope there are no traffic jams. With five cars in the Road Trip and a little imagination, anything is possible. Turn the wheel to make your own game.

#### Article no.

**Green** PP00440

**White** PP00442

#### Dimensions

**HxWxD** 60 x 60 x 6,5 cm

**Weight** 8,5 KG



# Classic collection

## Play systems

# Classic collection

## Play systems



### FOUR FUN

Play system Four fun is a play element in the form of a tower, on which two round and two rectangular wall games are mounted. The play system can be used as a stand-alone play element or as part of a larger play corner.

**Article no.**  
PP00190

**Usually supplied with**  
2 Play modules of choice  
2 Play wheels of choice

**Dimensions**

**HxWxD** 111,5 x 56 x 56 cm  
**Weight** 30 KG



### PLAY TOWER TOUCH WOOD 21 INCH

Playtower touch wood is a robust, freestanding play system that offers a lot of play value on just 1 m2. In addition, you can increase the size of the play area by attaching play fences onto the Playtower touch.

**Article no.**  
PP00515

**Usually supplied with**  
1 Play module of choice  
1 Play wheel of choice  
1 Delta 21 inch AIO

**Dimensions**

**HxWxD** 154 x 85,5 x 92 cm  
**Weight** 96 KG



### HONEY PLAY

The Honey play free standing system resembles a giant honey comb hive and houses a fun play module and two of our colourful play wheels. The FSC-certified, durable beech wood frames ensure long-lasting and safe fun for all children.

**Article no.**  
PP00180

**Supplied with**  
1 Play module of choice  
2 Play wheels of choice

**Dimensions**

**HxWxD** 109 x 68,5 x 70 cm  
**Weight** 25 KG



### PLAY TOWER WHITE

The IKC Playtower white is a compact freestanding play system that offers many fun possibilities in just 1 m². Each side of the tower will give the children a new surprising game to play.

**Article no.**  
PP00512

**Usually supplied with**  
2 Play modules of choice  
1 Play wheel of choice

**Dimensions**

**HxWxD** 154 x 85,5 x 92 cm  
**Weight** 80 KG



### PLAY TOWER TOUCH WHITE 21 INCH

Playtower touch white is a robust, freestanding play system that offers a lot of play value on just 1 m2. In addition, you can increase the size of the play area by attaching play fences onto the Playtower touch.

**Article no.**  
PP00514

**Usually supplied with**  
1 Play module of choice  
1 Play wheel of choice  
1 Delta 21 inch AIO

**Dimensions**

**HxWxD** 154 x 85,5 x 92 cm  
**Weight** 96 KG



### PLAY TOWER WOOD

The IKC Playtower wood is a compact freestanding play system that offers many fun possibilities in just 1 m². Each side of the tower will give the children a new surprising game to play.

**Article no.**  
PP00513

**Usually supplied with**  
2 Play modules of choice  
1 Play wheel of choice

**Dimensions**

**HxWxD** 154 x 85,5 x 92 cm  
**Weight** 80 KG



# Classic collection

## Play systems

# Classic collection

## Play systems




### MULTI PLAYFOOT

Play system Multi playfoot is a play element in which a play module is placed on a weighted round leg. The playing system is made of FSC-certified wood and finished with an antibacterial lacquer.

**Article no.**  
PP00519

**Supplied with**  
1 Play wheel of choice

**Dimensions**  
**HxWxD** 55 x 60 x 60 cm  
**Weight** 28 KG



### BEADSTREE TABLE

This beadtree table gives children the opportunity to use beads to develop their fine motor skills. And that in a playful way! Children will enjoy themselves for hours with this bead table and you will not suffer from loose toys.

**Article no.**  
PP00170

**Dimensions**  
**HxWxD** 67 x 74 x 70,5 cm  
**Weight** 13 KG



### PLAY CABIN

Give the kids their own place in your organisation with this fantastic unique play product: the Play Cabin. You can mount a number of IKC wall games on the outside of this great new play product, making it a real eye-catcher in any play corner.

**Article no.**  
PP00800

**Dimensions**  
**HxWxD** 210 x 195 x 184 cm  
**Weight** 125 KG



### FUN BLOCKS

With these fun blocks children can visualize their imagination. The blocks are bright-coloured, light and safe to play with. A set of Fun Blocks contains 106 pieces in different sizes, so children can let their creativity flow!

**Article no.**  
C012300

**Usually supplied as**  
Set of 106pcs.

**Dimensions**  
**HxWxD** 9 x 30 x 15 cm  
**Weight** 0,5 KG



### VW BEETLE

Play system VW Beetle is a play element in the form of a Volkswagen Beetle, on which two rectangular wall games are mounted. The play system can be used as a stand-alone play element or as part of a larger play corner.

**Article no.**  
PP00223

**Supplied with**  
2 Play modules of choice

**Dimensions**  
**HxWxD** 92,5 x 167 x 79 cm  
**Weight** 30 KG



# Classic collection

## Furniture

# Classic collection

## Furniture




### MOOH STOOL

The cow stool from the animal series is perfect for every children's corner with a nature theme. But of course this fantastic stool also fits in any other children's play corner.

**Article no.**  
PP00258

**Dimensions**  
**HxWxD** 28 x 32 x 32 cm  
**Weight** 5 KG



### DEER STOOL

The deer stool from the animal series is perfect for every children's corner with a wooded theme. But of course this fantastic stool also fits in any other children's play corner.

**Article no.**  
PP00256

**Dimensions**  
**HxWxD** 28 x 32 x 32 cm  
**Weight** 5 KG



### TABLE TABLE

The table top of the Table Table is printed with calculation tables from 1 to 10. This makes the Table Table ideal for educationally designed children's corners. Children learn arithmetic in a playful way with this play system.

**Article no.**  
PP00294

**Dimensions**  
**HxWxD** 52 x 120 x 60 cm  
**Weight** 16 KG



### FUN CHAIRS

The durable and strong plastic fun chairs are perfect to combine with a wall games or interactive play systems. Mix and match the Fun chairs in different colours for a cheerful result!

**Article no.**  
**Green** C001200    **Yellow** C001220  
**Blue** C001211

**Dimensions**  
**HxWxD** 53 x 36 x 33 cm  
**Weight** 5 KG



# Classic collection

## Softplay

# Classic collection

## Softplay



### APPLE

Softplay Apple is a handmade soft play element. Softplay Apple is an apple and can be used to sit on, climb on or play with. Combine the Apple with other soft play elements such as the Banana or the Cherry to complement the fruit theme!

**Article no.**  
SP00002

**Dimensions**  
**HxWxD** 20 x 60 x 60 cm  
**Weight** 1 KG



### STRAWBERRY

Softplay Strawberry is a handmade soft play element. Softplay Strawberry is a strawberry and can be used to sit on, climb or play with. Or combine the Strawberry with other soft play elements like the Banana or the Cherry to complement the fruit theme!

**Article no.**  
SP00005

**Dimensions**  
**HxWxD** 20 x 43,5 x 35 cm  
**Weight** 1 KG



### BANANA

Softplay Banana is a handmade softplay element. Softplay Banana is a banana and can be used to sit on, climb or play with. Or combine the Banana with other soft play elements such as the Cherry or the Apple to complement the fruit theme!

**Article no.**  
SP00001

**Dimensions**  
**HxWxD** 20 x 62 x 29 cm  
**Weight** 2 KG



### CHERRY

Softplay Cherry is a handmade soft play element. Softplay Cherry is a cherry and can be used to sit on, climb on or play with. Or combine the Cherry with other soft play elements such as the Banana or the Apple to complement the fruit theme!

**Article no.**  
SP00004

**Dimensions**  
**HxWxD** 20 x 44,5 x 39,5 cm  
**Weight** 1 KG





## Monster collection

The Monster Collection is a special theme that takes children on a journey through the universe. Ocram and his friends help the children to create, discover and develop with joy using various play concepts.



# Monster collection

## Play modules

# Monster collection

## Play modules



### BALANCING ACT

The wall game Balancing act is a balancing game, in which children have to keep the universe in balance. Balancing the balls on the balance beam stimulates hand-eye coordination in a playful way.

**Article no.**  
PP00602

**Dimensions**  
**HxWxD** 55 x 60 x 4,5 cm  
**Weight** 7 KG



### SHOOTING STARS

Shooting stars allows children to unleash their imagination in the universe. With balls and magnets they can create shooting stars that choose a different path between the planets, comets and black holes each time.

**Article no.**  
PP00604

**Dimensions**  
**HxWxD** 55 x 60 x 4,5 cm  
**Weight** 7 KG



### HYPERCAB

Wall game Hypercab is a sorting game in which children have to think creatively how to get the monster-eyes to the right rocket. The square wall game can be attached to the wall or to an IKC play system, so it doesn't take up much space.

**Article no.**  
PP00605

**Dimensions**  
**HxWxD** 55 x 60 x 4,5 cm  
**Weight** 7 KG



### SLIDING PUZZLE MONSTER

The Sliding puzzle monster challenges children to think creatively and problem-solvingly in order to make the puzzle correct. The square wall game can be attached to the wall or to an IKC play system, so it doesn't take up a lot of space.

**Article no.**  
PP00601

**Dimensions**  
**HxWxD** 55 x 60 x 4,5 cm  
**Weight** 7 KG



### ORION MAGNET

The Orion Magnet wall game challenges the children to make the balls travel between the planets and the monsters in the universe. The square play panel can be attached to the wall or to an IKC play system, which means that the wall game takes up little space.

**Article no.**  
PP00600

**Dimensions**  
**HxWxD** 55 x 60 x 4,5 cm  
**Weight** 7 KG




# Monster collection

## Play wheels

# Monster collection

## Wall plates



### COSMIC JOURNEY

The Cosmic Journey is a wall game in which children determine which journey the monsters make through the universe. By turning the eye the balls will find their way through the paths.

**Article no.**  
PP00074

**Dimensions**  
**HxWxD** 60 x 60 x 6,5 cm  
**Weight** 11 KG



### RAINBOW DROPS

Rainbow drops is a rotating game in which children are challenged to guide the balls through the colourful maze. This requires a good hand-eye coordination in a playful way, with a lot of concentration and fast movements it certainly works!

**Article no.**  
PP00430

**Dimensions**  
**HxWxD** 60 x 60 x 6,5 cm  
**Weight** 8 KG



### MONSTER WALL PLATE

To mount our play wheels to the wall, a wall plate is required. The wall plate is available in the same colors as our play wheels and ensure the installation is a easy job.

**Article no.**  
PP00612

**Dimensions**  
**HxWxD** 67,5 x 67,5 x 1,2 cm  
**Weight** 3,3 KG



### LIFT OFF

Wall panel Lift off is a panel with the appearance of a spaceship with monster in it. The panel is equipped with a ruler, allowing children to use it to see how long they are. The IKC Lift off is easy to mount on the wall and therefore takes up little space.

**Article no.**  
PP00611

**Dimensions**  
**HxWxD** 188,6 x 107,2 x 1 cm  
**Weight** 7 KG



### TRANSPORTER 1 PW

Wall panel Transporter pw is a panel especially for mounting a round wall game on the wall. The panel has the appearance of a spaceship with monster in it.

**Article no.**  
PP00609

**Supplied with**  
1 Play wheel of choice

**Dimensions**  
**HxWxD** 170,1 x 90,2 x 1 cm  
**Weight** 7 KG



### TRANSPORTER 2 PM

Wall panel Transporter pm is a panel especially for mounting a square wall game on the wall. The panel has the appearance of a spaceship with monster in it.

**Article no.**  
PP00610

**Supplied with**  
1 Monster play module of choice

**Dimensions**  
**HxWxD** 168,5 x 87 x 1 cm  
**Weight** 7 KG



# Monster collection

## Play system

# Monster collection

## Play system



### JUMP SHIP

Play system Jump ship is a play element in the form of a spaceship, on which two game modules and two bead tables are mounted. The play system can be used as a stand-alone play element or as part of a larger play corner.

**Article no.**  
PP00608

**Supplied with**  
2 Monster play module of choice  
1 Play wheel of choice

#### Dimensions

**HxWxD** 99 x 171 x 133,5 cm  
**Weight** 45 KG



### SWINGING TOP GALAXY

Just the slightest movement will cause the balls to get out of place. By twisting the top, you can get all the balls back in their position. The Swinging Top Galaxy takes up little space, making it suitable in every organisation.

**Article no.**  
PP00279

#### Dimensions

**HxWxD** 55 x 60 x 60 cm  
**Weight** 26 KG



### SATELLITE

Play system Satellite is a play system in the form of a satellite with a Playwheel attached to it. The play system can be used as a stand-alone play element or as part of a larger play corner.

**Article no.**  
PP00606

**Supplied with**  
1 Play wheel of choice

#### Dimensions

**HxWxD** 63,5 x 60 x 58 cm  
**Weight** 15 KG



### SPACE SCOUTER

Play system Spacescouter is a play element in the form of a scooter, on which a play module of your choice from the Monster collection can be attached.

**Article no.**  
PP00607

**Supplied with**  
1 Monster play module of choice

#### Dimensions

**HxWxD** 69 x 60 x 90,2 cm  
**Weight** 16,5 KG



# Monster collection

## Softplay



### BALANCER

Softplay Balancer is a handmade soft play element. Softplay Balancer is the face of Ocrum in the shape of a seesaw and can be used to sit on, climb on or play with.

**Article no.**  
SP00015

**Dimensions**  
**HxWxD** 120 x 40 x 26 cm  
**Weight** 10 KG



### EYE AYE'S

Softplay Eye Aye is a handmade soft play element. Softplay Eye Aye is an eye and can be used to sit on, climb on or play with. It can easily be combined with the IKC wall modules.

**Article no.**  
**Yellow** SP00044    **Red**    SP00046  
**Blue**    SP00045

**Dimensions**  
**HxWxD** 47 x 47 x 22 cm  
**Weight** 1,5 KG







## Arctic collection

The Arctic collection is a modern addition to the IKC range. This new, fresh collection contains many natural materials and calm, neutral colours. The play concepts have a sustainable and durable look.

The collection includes round and rectangular wall games with a white frame and wooden accents. These wood accents are reflected in the play systems and wall panels as well. All play modules can be combined. The collection also includes softplay elements made of strong PU leather, perfect for children to play with or use as a pouffe. Discover the collection below!



# Arctic collection

## Play modules



### ANCHORS AWEIGH

Anchors aweigh is a sorting game in which children have to finish the pattern by moving the symbols to the right place.

**Article no.**  
PP00700

**Dimensions**  
**HxWxD** 70 x 45 x 4,5 cm  
**Weight** 5,8 KG




### ANIMAL FUSION

Animal fusion is a game which challenges children to match the animals by rotating the illustrated cubes. For wall mounting a FM Frame is required.

**Article no.**  
PP00701

**Dimensions**  
**HxWxD** 70 x 45 x 4,5 cm  
**Weight** 4,4 KG



### ICE AGE


Ice age is a game in which children are challenged to find the right head for each illustrated body.

**Article no.**  
PP00704

**Dimensions**  
**HxWxD** 70 x 45 x 4,5 cm  
**Weight** 5,7 KG

# Arctic collection

## Play modules




### INTO THE WOODS

Into the woods is a game which challenges children to sort the animals to bring them back to their homes.

**Article no.**  
PP00703

**Dimensions**  
**HxWxD** 70 x 45 x 4,5 cm  
**Weight** 5,8 KG




### NORTHERN LIGHTS

Northern lights is a wall game where children, by turning the wheels, can help the balls (comets) make a journey through space.

**Article no.**  
PP00702

**Dimensions**  
**HxWxD** 70 x 45 x 4,5 cm  
**Weight** 5,9 KG



### WIREBEADS ARCTIC

Our Wirebeads can be mounted in one of our play systems or provide space saving fun by mounting it directly to a wall. For wall mounting a FM Frame is required.

**Article no.**  
PP00708

**Dimensions**  
**HxWxD** 70 x 45 x 4,5 cm  
**Weight** 4,4 KG



# Arctic collection

## Play wheels



### DAY AND NIGHT

Day & night is a rotating game in which children can drop the beads like snow by turning the wheel. The round wall game has a natural, modern frame made of birch plywood with a white painted front which compliments many environments.

**Article no.**  
PP00706

**Dimensions**  
**HxWxD** 60 x 60 x 6,9 cm  
**Weight** 7,9 KG



### HAPPY PENGUIN

Happy penguin is a bright and fun play wheel that children can use to express their feelings or simply create funny faces for the penguin.

**Article no.**  
PP00705

**Dimensions**  
**HxWxD** 60 x 60 x 8,2 cm  
**Weight** 9,8 KG




### TIP OF THE ICEBERG

Tip of the iceberg is a rotating game which challenges children to move a ball through a maze by rotating the play wheel, requiring good hand eye coordination. On route, players must avoid the holes in the ice in order to reach the flag!

**Article no.**  
PP00707


**Dimensions**  
**HxWxD** 60 x 60 x 30,3 cm  
**Weight** 11,6 KG





# Arctic collection

## Wall plates



### WALL PLATE BIRCH PM

The Birch PM is a wall plate used for mounting rectangular wall games to the wall. Illustrated to look like a birch tree it will make a great addition to any play area.

**Article no.**  
PP00713

**Supplied with**  
1 Play module of choice

**Dimensions**

**HxWxD** 181 x 60,5 x 1,2 cm

**Weight** 2,3 KG



### WALL PLATE BIRCH PW

Wall plate Birch PW is a round plate that can be used to mount play wheels to the wall. Illustrated to look like a birch tree it will make a great addition to any play area.

**Article no.**  
PP00714

**Dimensions**

**HxWxD** 160 x 67,4 x 1,3 cm

**Weight** 2,3 KG



### BIRCH RULER

Wall plate Birch ruler is a wall mounted height chart in the shape of a birch tree. Allowing children to have great fun seeing how tall they are.

**Article no.**  
PP00715

**Dimensions**

**HxWxD** 168,5 x 52 x 1,2 cm

**Weight** 2,7 KG

# Arctic collection

## Wall plates



### WALL PLATE LIFE BUOY

Life buoy is a round plate that can be used to mount play wheels to the wall. Illustrated to look like a life buoy, it will make a great addition to any play area.

**Article no.**  
PP00712

**Dimensions**

**HxWxD** 85 x 85 x 1,2 cm

**Weight** 5,7 KG



### WALL PLATE STEERING WHEEL

Wall plate Steering wheel is a round plate that can be used to mount play wheels to the wall. Illustrated to look ships steering wheel it will make a great addition to any play area.

**Article no.**  
PP00716

**Dimensions**

**HxWxD** 101,8 x 101,8 x 1,2 cm

**Weight** 4,6 KG



# Arctic collection

## Play systems

# Arctic collection

## Play systems



### ALL ABOARD


Play system All aboard is free standing play element in the shape of a boat. The play system can be used as a standalone play element or combined with existing IKC products to create a fun play corner.

**Article no.**  
PP00190

**Supplied with**  
1 Play module of choice

#### Dimensions

**HxWxD** 120 x 183,5 x 79 cm  
**Weight** 65,6 KG



### SWINGING TOP MAZE

Swinging top maze play system is a play element in which a play module is placed on a weighted round leg. Balance the plate to get the 4 balls in the holes.

**Article no.**  
PP00518

#### Dimensions

**HxWxD** 57,5 x 60 x 60 cm  
**Weight** 28 KG



### ORCA SLOPE

The Orca slope is a perfect addition to any play corner. It offers the youngest children a safe place to climb and slide. This slide is part of the Arctic collection but also fits in with any other themed play corner.

**Article no.**  
BR00155

#### Dimensions

**HxWxD** 72 x 144 x 60 cm  
**Weight** 35 KG



### SPLASH DOWN

Play system Splash down is a free standing play element in the shape of an airplane. The play system can be used as a standalone play element or combined with existing IKC products to create a fun play corner.

**Article no.**  
PP00710

**Supplied with**  
1 Play module of choice

#### Dimensions

**HxWxD** 100 x 148 x 84 cm  
**Weight** 22,1 KG





### SOFTPLAY BIRCH

Softplay Birch is a tough, durable softplay element in the shape of Tree. Softplay Birch is a great addition to any play corner as it can be used to sit on, climb or play with.

**Article no.**  
SP00054

**Dimensions**  
**HxWxD** 46 x 46 x 22 cm  
**Weight** 1,3 KG




### SOFTPLAY EVY

Softplay Evy is a tough, durable softplay element in the shape of a fox. Evy can be used to sit on, climb on or play with. Evy is a great addition to any play corner.

**Article no.**  
SP00055

**Dimensions**  
**HxWxD** 44,4 x 62,3 x 20 cm  
**Weight** 2,5 KG



### SOFTPLAY LIFE BUOY

Softplay Life buoy is a tough, durable softplay element in the shape of a Life buoy. Softplay Life buoy can be used to sit on, climb or play with and makes a great addition to any play corner.

**Article no.**  
SP00053

**Dimensions**  
**HxWxD** 46 x 46 x 22 cm  
**Weight** 1,7 KG



### SOFTPLAY OLLY

Softplay Ollly is a tough, durable softplay element in the shape of an orca. Ollly the orca can be used to play with, sit on or climb on. You can also lie on his belly and use Ollly as a lounger. Ollly makes a great addition to any play corner.

**Article no.**  
SP00049

**Dimensions**  
**HxWxD** 72,5 x 110 x 40 cm  
**Weight** 8,4 KG



### SOFTPLAY OTTO

Softplay Otto is a tough, durable softplay element in the shape of an otter. Otto the otter is a great addition to any play corner as it can be used to sit on, climb or play with.

**Article no.**  
SP00052

**Dimensions**  
**HxWxD** 41,5 x 59,3 x 20 cm  
**Weight** 2,1 KG





## Delta collection

Apart from wooden wall games and play systems, we also design and produce interactive games. Our interactive game developers create worlds, adventures and challenges that appeal to children of all ages and anywhere in the world. Because we develop everything in-house, we can also design the games entirely in your own company style, or we can come up with a concept together. We can do anything.



# Delta collection Interactive

# Delta collection Interactive



## DELTA 10 INCH

The Delta 10 inch is a unique, compact play solution that allows you to add play value even when there isn't a lot of space. The modern, safe and durable housing lets children explore and play freely.

**Article no.**  
IN00100

### Dimensions

**HxWxD** 21,3 x 27 x 20,7 cm  
**Weight** 2 KG



## DELTA 21 INCH

Delta 21 inch is an interactive play system with a 21 inch touchscreen. The play systems comes with white or blue housing that can be mounted to a wall, on a play fence or on a play system.

**Article no.**  
**White** IN00210  
**Monster** IN00214

### Dimensions

**HxWxD** 55 x 60 x 9 cm  
**Weight** 10 KG



## DELTA 17 INCH

The Delta 17 inch interactive play system is available with a white and blue housing suitable to mount on the wall, on a play fence or on a play system. This popular play system can already be found in thousands of establishments all over the world.

**Article no.**  
**White** IN100170  
**Arctic** IN100172

### Dimensions

**HxWxD** 70 x 45 x 9 cm  
**Weight** 9,5 KG



## DELTA 21 INCH NITRO DASH

The Nitro dash software has been specially developed for the interactive playing system Nitro dash. It is a fantastic and endless race and jump game where children must avoid getting caught by the police by racing and dodging other vehicles.

**Article no.**  
IN00211

### Dimensions

**HxWxD** 56,9 x 60 x 18,4 cm  
**Weight** 15 KG



## DELTA 17 INCH ADAPTIVE

The Delta 17 inch Echo adaptive brings colour to your children's corner in a very unique way. While kids are playing, the semi-transparent housing adopts the colours of the games, so the whole play system is constantly changing.

**Article no.**  
IN100171

### Dimensions

**HxWxD** 70 x 45 x 9 cm  
**Weight** 9,5 KG



## DELTA 21 INCH ORBITS

The interactive play system Delta 21 inch Orbits has a 21 inch touch screen with a space theme. The game is suitable for children from 8 to 12+ years old and takes them on a journey through the universe with a spaceship.

**Article no.**  
IN00212

### Dimensions

**HxWxD** 70 x 45 x 9 cm  
**Weight** 11 KG



# Delta collection Interactive

# Delta collection Interactive



## DELTA 21 INCH PLAYSTATION

The Delta 21 inch PlayStation is an interactive play system with a 21 inch screen and two PlayStation controllers. The interactive play system comes with white housing that can be mounted on the wall, on a play fence or on a play system.

**Article no.**  
IN00213

**Dimensions**  
**HxWxD** 55 x 60 x 47 cm  
**Weight** 15 KG



## DELTA 21 INCH TV

Delta 21 inch TV is a play concept that allows children from all ages to watch cartoons at the same time while waiting; or while they are recovering from playing.

**Article no.**  
IN00215

**Dimensions**  
**HxWxD** 55 x 60 x 9 cm  
**Weight** 11 KG



## DELTA 32 INCH

The Delta 32 inch Touchtable in a interactive play system with a 32 inch multitouch screen with 8 different games. Together with the shape of the table and the multiple touchpoints ensure four children can play together at the same time!

**Article no.**  
IN00320

**Dimensions**  
**HxWxD** 56 x 85 x 54 cm  
**Weight** 26 KG



## DELTA 43 INCH TABLE

The Delta 43 inch Touchtable in a interactive play system with a 43 inch multitouch screen with 8 different games. Together with the shape of the table and the multiple touchpoints ensure four children can play together at the same time!

**Article no.**  
IN00431

**Dimensions**  
**HxWxD** 56 x 109,7 x 69 cm  
**Weight** 45 KG



## DELTA 43 INCH WALL

Delta 43 inch is an interactive play system with a 43 inch touchscreen. The modern, safe and durable housing allows children to explore and play freely. The large screen, the multiple touchpoints and the unique software ensures that up to four children can play together at the same time!

**Article no.**  
IN00430

**Dimensions**  
**HxWxD** 70 x 110,7 x 10,2 cm  
**Weight** 45 KG



## DELTA 65 INCH

The Delta 65 inch interactive play system has a large 65 inch multitouch screen with 8 different games that are suitable for children from the age of 6 to 12+ years old. The modern, safe and durable housing allows children to explore and play freely.

**Article no.**  
IN00650

**Dimensions**  
**HxWxD** 120 x 167 x 23,6 cm  
**Weight** 70 KG



# Interactive Bubbles



## BUBBLE LED PLAYTOUCH

The Bubble playtouch is an interactive play system with a 17 inch touch screen and is available in eight different colours. The screen is suitable for mounting on the wall, on a play fence or on a playing system.

**Article no.**  
BB00019

**Dimensions**  
**HxWxD** 62 x 62 x 10 cm  
**Weight** 7 KG



## BUBBLE LED TV

Bubble cartoon led is a play system that allows children from all ages to watch cartoons at the same time while waiting; or while they are recovering from playing.

**Article no.**  
BB00053

**Dimensions**  
**HxWxD** 62 x 62 x 10 cm  
**Weight** 7 KG







## Buxus collection

The Buxus collection is the latest addition to the IKC product range. This modern, wooden kids' furniture collection has a natural and durable look. The collection includes kids' chairs, kids' tables, kids' stools and a beads table.



# Buxus collection

## Furniture

# Buxus collection

## Furniture



### BUXUS BENCH

The natural look of the Buxus Bench makes it perfect for any kids' corner. The Buxus bench is made of FSC-certified birch plywood and has a silkscreen-printed red top layer with a clear, scratch-resistant varnish, which makes the bench last for years!

#### Article no.

Wood PP00722 Red PP00742

White PP00732

#### Dimensions

HxWxD 28,5 x 75,5 x 30,5 cm

Weight 5,9 KG



### BUXUS LOUNGE CHAIR

The natural look of the Buxus Lounge chair makes it perfect for any kids' corner. The ergonomically designed kids' chair stimulates an optimal seating position.

#### Article no.

Wood PP00725 Red PP00745

White PP00735

#### Dimensions

HxWxD 49,5 x 35,5 x 38 cm

Weight 5,6 KG



### BUXUS BENCH HIGH

The natural look of the Buxus Bench high makes it perfect for any kids' corner. The bench is made of FSC-certified birch plywood and has a silkscreen-printed white top layer with a clear, scratch-resistant varnish, which makes the bench last for years!

#### Article no.

Wood PP00723 Red PP00743

White PP00733

#### Dimensions

HxWxD 45,5 x 75,5 x 32 cm

Weight 8,2 KG



### BUXUS SOFTPLAY STOOL

The Buxus Softplay stool is especially designed to hold one of our round softplay elements. The stool protects the PU leather of the softplay elements from rough surfaces like EPDM floors, this increases the lifespan of our already durable softplays.

#### Article no.

Wood PP00728 Red PP00748

White PP00738

#### Dimensions

HxWxD 18,5 x 54,5 x 54,5 cm

Weight 6,4 KG



### BUXUS CHAIR

The natural look of the Buxus Chair makes it perfect for any kids' corner. The ergonomically designed kids' chair stimulates an optimal seating position. The chair is made of FSC-certified birch plywood and has a clear, scratch-resistant varnish, which makes the chair last for years!

#### Article no.

Wood PP00721 Red PP00741

White PP00731

#### Dimensions

HxWxD 54,5 x 30,5 x 32,5 cm

Weight 4,5 KG



### BUXUS STOOL

The natural look of the Buxus Stool wood makes it perfect for any kids' corner. The children's stool can be combined with our interactive play systems, wall games or the beads table.

#### Article no.

Wood PP00720 Red PP00740

White PP00730

#### Dimensions

HxWxD 28,5 x 30 x 30 cm

Weight 3,4 KG



# Buxus collection Furniture



## BUXUS TABLE

The natural look of the Buxus Table wood makes it perfect for any kids' corner. This wooden children's table can be combined with all the other children's furniture in the Buxus collection.

### Article no.

Wood PP00726 Red PP00746

White PP00736

### Dimensions

HxWxD 50,5 x 60,5 x 120 cm

Weight 23 KG



## BUXUS TABLE WIREBEADS

The Buxus Table wirebeads is a modern version of the classic beads table. This bead table gives children the opportunity to play with the beads and develop their fine motor skills.

### Article no.

Wood PP00727 Red PP00747

White PP00737

### Dimensions

HxWxD 55 x 54,5 x 54,5 cm

Weight 12 KG







## Playground design

By adding a shock-absorbing play floor and play wall, you create the perfect play corner. By combining these with our wall games, play systems or our playhouses, you can transform your space into a fantastic children's world in no time at all.

Our designers bring every fantasy to life by using cheerful and appealing designs. All designs are designed with care and attention to detail. This makes each design unique. In addition, our play concepts are made in our own factory in China and are therefore guaranteed to be safe and durable.



# Playground design

## Various elements



### EPDM

The EPDM play floors are of high quality and offer children a safe surface to play on. The flooring is slip resistant and ensures that the impact of a fall is absorbed. According to the European safety standard, a shock-absorbent floor is mandatory if children can climb higher than 60 cm in your play corner.

EPDM is available in 16 different colours, countless colour combinations and a recently introduced glitter option.

**Article no.**  
RB-101



### EPDM GLITTER

Glitter EPDM is available in 16 different colours and countless colour combinations. Our shock-absorbent EPDM play floors are of high quality and offer children a safe surface to play on. The flooring is slip resistant and ensures that the impact of a fall is absorbed.

According to the European safety standard, a shock-absorbent floor is mandatory if children can climb higher than 60 cm in your play corner.

**Article no.**  
RB-105



### EPDM ELEMENTS

The EPDM is constructed from small rubber granules, making it possible to incorporate figures into the floor. A few examples of the standard EPDM elements we offer are fish, flowers, water lilies and stepping stones.

To stimulate children to move more and to add extra play value to your EPDM floor, we recommend also including the Hopscotch or 3D elements like Jumping hills to the play floor.

**Article no.**

**Fish** RB00050


**Flower** RB00052

**Waterlily** RB00051

**Stones** RB00009

# Playground design

## Various elements



### EPDM SLIDE

The EPDM is constructed from small rubber granules, making it possible to incorporate 3D elements into the floor. The EPDM Slide stimulates children to move by climbing on and sliding off time after time.

We offer all kinds of 3D elements to add play value to your EPDM floor, such as Jumping hills and a Tree stump.

**Article no.**  
RB00100



### EPDM HOPSCOTCH

The EPDM is constructed from small rubber granules, making it possible to incorporate all kinds of figures and elements into the floor. A popular element to add to your play floor is the Hopscotch. This allows children to move around more by jumping over the numbers.

To add extra play value, it's also possible to enrich your play floor with other elements like fish, flowers and stepping stones.

**Article no.**  
RB00007



### EPDM JUMPING HILLS

The EPDM is constructed from small rubber granules, making it possible to incorporate 3D elements into the floor. The EPDM Jumping hills appeals to the imagination of children and invite them to hop around from hill to hill. The Jumping hills are available in 2 sizes.

Additionally, we also offer similar products as Orca and Tree stump. These kinds of 3D elements add extra play value to your kids' corner by stimulating children to move, jump and climb.

**Article no.**

**Small** RB00207

**Large** RB00208



# Playground design

## Various elements

# Playground design

## Various elements



### EPDM TREE STUMP

The EPDM is constructed from small rubber granules, making it possible to incorporate figures into the floor. The EPDM Tree stump is one of the available 3D elements. We also offer similar products as the Jumping hills or the Orca.

These 3D elements add extra play value to your kids' corner by stimulating children to move, jump and climb.

**Article no.**  
RB00210



### EPDM ORCA

The EPDM is constructed from small rubber granules, making it possible to incorporate 3D elements into the floor. The EPDM Orca appeals to the imagination of children and is available in 2 sizes. Additionally, we also offer similar products as Jumping hills and Tree stump.

These kinds of 3D elements add extra play value to your kids' corner by stimulating children to move, jump and climb.

**Article no.**  
**Small** RB00320  
**Large** RB00321



### ROPE BRIDGE

Create extra play value within your kids' corner by adding some climbing elements as our Rope bridge to your EPDM play floor. Children can safely climb and play, because of the shock-absorbing qualities of our EPDM floors.

The EPDM play floors are of high quality and offer children a safe surface to play on. The flooring is slip resistant and ensures that the impact of a fall is absorbed.

**Article no.**  
RB00205



### OPAAL

Create extra play value within your kids' corner by adding climbing elements like Opaal or Wobble to your EPDM play floor. Children can safely climb and play, because of the shock-absorbing qualities of our EPDM floors.

The EPDM play floors are of high quality and offer children a safe surface to play on. The flooring is slip resistant and ensures that the impact of a fall is absorbed.

**Article no.**  
**Small** BL00012  
**Large** BL00013



### WOBBLE

Create extra play value within your kids' corner by adding climbing elements like Wobble or Opaal to your EPDM play floor. Children can safely climb and play, because of the shock-absorbing qualities of our EPDM floors.

The EPDM play floors are of high quality and offer children a safe surface to play on. The flooring is slip resistant and ensures that the impact of a fall is absorbed.

**Article no.**  
**Small** BL00051  
**Large** BL00050




### CLIMBING GRIPS

These sturdy climbing grips can be mounted on a straight or sloping wall.

Children can climb up a little and move from left to right. Stimulate the children's imagination by placing printed Forex on the wall behind the grips. This way the children can imagine themselves climbing trees or mountains.

**Article no.**  
RB00260





## Fences

With our play area child fences and play panels, you can easily create a complete play wall or dedicated play area. An IKC child fence has distinctive, wooden poles to connect the different play modules to each other. This can create a fantasy world for multiple children, with, for example, a play panel in the form of a castle wall, a steering wheel of race car, or a hole looking into a secret world. Combine the different child fences with round and square-shaped wall games, soft plays, and children's furniture for a complete and finished look.



# Fences Panels

# Fences Panels



## FENCE BEADSTREE

Fence Beadstree table is a play panel in which we have added the popular and well-known wirebeads table. Children can play with the wirebeads from both sides of the fence.

**Article no.**  
HW00505

### Dimensions

**HxWxD** 107,3 x 75,5 x 72,6 cm  
**Weight** 14 KG



## FENCE ENTRANCE

Fence entrance is one of the play panels from the IKC fencing collection. This type has a gate that can be used as an entrance to the kids' corner. With our fences you can create an entire play corner.

**Article no.**  
HW00506

### Dimensions

**HxWxD** 138,2 x 75,5 x 1,8 cm  
**Weight** 4 KG



## FENCE DASHBOARD

Fence Dashboard is a play panel that contains a dashboard with steering wheel. It is a real temptation for children to get behind the wheel and drive away into their own world of imagination.

**Article no.**  
HW00504

### Dimensions

**HxWxD** 106,5 x 75,5 x 72,9 cm  
**Weight** 15,5 KG



## FENCE HOUSE

Fence house is one of the play panels from the IKC fencing collection. This type has the shape of a house with a roof and a window. With our fences you can create an entire play corner.

**Article no.**  
HW00507

### Dimensions

**HxWxD** 138,2 x 75,5 x 1,8 cm  
**Weight** 7,5 KG



## FENCE DOME

Fence Dome is one of the play panels from the IKC fencing collection. This type has a dome for children to look through. The freestanding fence has beechwood poles on both sides with blue or green connectors..

**Article no.**  
HW00509

### Dimensions

**HxWxD** 101,5 x 75,5 x 29 cm  
**Weight** 7 KG



## FENCE STANDARD

Fence Standard is one of the play panels from the IKC fence collection. With these fences you can create an entire play corner. The freestanding fence has beechwood poles on both sides with blue or green connectors.

**Article no.**  
HW00500

### Dimensions

**HxWxD** 101,5 x 75,5 x 1,8 cm  
**Weight** 6,5 KG



# Fences Panels

# Fences Panels



## FENCE PLAY MODULE

Fence Playmodule is a play panel that allows you to easily attach any IKC Playmodule. By adding play value to the panel, you give children the chance to discover a playful surprise around every corner of the play area.

**Article no.**  
HW00501

### Dimensions

**HxWxD** 101,5 x 75,5 x 1,8 cm  
**Weight** 6,5 KG



## FENCE TRANSFER

Fence transfer is one of the play panels from the IKC fence collection. This type can be used for a smooth transition between the higher and lower fences. With our play panels you can create an entire kids' corner.

**Article no.**  
HW00513

### Dimensions

**HxWxD** 101,5 x 75,5 x 1,8 cm  
**Weight** 5 KG



## FENCE MONSTER PLAY MODULE

Fence monster play module is a play panel that allows you to easily attach any square Playmodule from the Monster collection.

**Article no.**  
HW00502

### Dimensions

**HxWxD** 101,5 x 75,5 x 1,8 cm  
**Weight** 6,5 KG



## FENCE LOW

Fence Low is one of the play panels from the IKC fence collection. This lower version the fence ensures that parents can always keep a watchful eye on the children while they're playing.

**Article no.**  
HW00510

### Dimensions

**HxWxD** 61 x 75,5 x 1,8 cm  
**Weight** 4 KG



## FENCE PLAY WHEEL

Fence play wheel is a play panel that allows you to easily attach any IKC Playmodule. By adding play value to the panel, you give children the chance to discover a playful surprise around every corner of the play area.

**Article no.**  
HW00503

### Dimensions

**HxWxD** 101,5 x 75,5 x 1,8 cm  
**Weight** 6,5 KG



## FENCE LOW HOUSE

Fence low house is one of the play panels from the IKC fencing collection. This type has the shape of a house with a roof and a window.

**Article no.**  
HW00512

### Dimensions

**HxWxD** 97,7 x 75,5 x 1,8 cm  
**Weight** 5 KG



# Fences Panels



## FENCE PLAY WHEEL

Fence low play wheel is a play panel that allows you to easily attach any IKC Playwheel. By adding play value to the panel, you give children the chance to discover a playful surprise around every corner of the play area.

**Article no.**  
HW00511

### Dimensions

**HxWxD** 86,5 x 75,5 x 1,8 cm

**Weight** 4 KG







## Retail Inspiration

While their children are playing, parents have more time to browse and make purchases. They can focus on your assortment, while the children are enjoying themselves. This has been proven by sales figures: playing children have a positive effect on the customer experience and brand awareness. Also, it allows their parents to spend more money.

## We design, manufacture and install imaginative and educational play areas and kids' corners

And we do this for:



Retail



Public spaces



Healthcare



Leisure




Daycare



Designers



Hospitality



**SGS** All our products are inspected, tested and certified by SGS Laboratories.

**EN 71** European standard EN 71 specifies safety requirements for toys. Compliance with the standard is legally required for all toys sold in the European Union.

**FSC** All our products only use FSC certified wood, so eco- and environment friendly!


**CE** Our products are conform with health, safety and environmental protection standards for products sold within the EU.





## Public spaces Inspiration

A kids' corner in a public area ensures that you can have undisturbed conversations with your visitors. Whether it's at the reception desk of the city hall or while waiting at the airport. Families will feel welcome because you have provided a more pleasant atmosphere. Happy children result in happy parents.



## Healthcare Inspiration

Waiting is inevitable, for example at the doctor, dentist or when picking up medication at the pharmacy. A play corner in the waiting room creates a comfortable atmosphere for all visitors and staff. The children and their parents are more relaxed, which often ensures a smoother and more efficient consultation.







 **Leisure  
Inspiration**

A day out is fun for all ages, but even on these days it's possible that your visitors may have to wait in line for food, a ride or their ticket. For adults this usually isn't a problem, but for the youngest visitors it can be difficult to enjoy themselves. A play corner gives children a safe place to play and discover while they are waiting.



 **Designers  
Inspiration**

It is a valuable trend that more and more interior designers, architects and project developers incorporate play value during the early stages of the design process. To make this as easy as possible, we can provide 3D models of our products. This will ensure optimal integration of play value in any project.







## Daycare Inspiration

If there is one place where having fun is what it is all about, it is at the daycare centre. Parents entrust their children into the care of someone else. Therefore, it is important that the daycare centre offers a safe environment for all children. With our educational play concepts children can safely play to their hearts content.



## Hospitality Inspiration

The experience of your guests during a dinner, holiday or overnight stay is often closely related to whether children can enjoy themselves. By giving everyone a place in your establishment, all guests feel comfortable and welcome. Families feel free to order an extra cup of coffee and will be more likely to come back to your establishment because they had a pleasant experience.





# Why together with IKC?



## THE POWER OF PLAY BY IKC

Our goal is to turn every organisation into a child friendly environment. By combining our knowledge and love for the way children play, we create powerful products that transform any room into a child friendly place. The goal of our creative and challenging kids play areas is to enable children to feel comfortable and enjoy themselves endlessly.

## SAFE, FAIR AND SUSTAINABLE IS OUR MIDDLE NAME

This is important, especially when it comes to children playing. We have mapped our footprint and are working to reduce it as much as possible. That is why we use materials that are safe, durable and don't cause any damage to the environment. This will not just benefit the playing children now, but also in the future.

## FROM DESIGN TO INSTALLATION

We control the entire supply chain, from design to installation. With headquarters in the Netherlands and Shanghai China and a factory in Jiaying China, we serve customers all over the world.

### Our full-service philosophy:

- extensive advice
- choice from our collections
- a custom design
- complete installation, maintenance and broad warranty

## SUSTAINABILITY AND SAFETY STARTS WITH THE MATERIALS

Only the best kind of wood, paint that leaves no chemical traces, a minimum amount of plastic and as much recycling as possible.

### Our sustainable play concepts:

- contain the best types of FSC certified wood
- comply with the EN-71 safety standard
- are sprayed with antibacterial and scratch resistant paint
- are easy to clean and to maintain
- don't contain any loose parts



## DO YOU WANT A CHILD FRIENDLY ENVIROMENT?


Whether you have a lot or little space, a large or small budget: creating play value is always an option. We have been providing play value all over the world for many years.

Would you like more information or advice?  
Contact one of our specialists or visit our website.

+31 (0)321 387 730 | [sales@ikcplay.com](mailto:sales@ikcplay.com) | [www.ikcplay.com](http://www.ikcplay.com)



[www.ikcplay.com](http://www.ikcplay.com)







PLAY!

AND BE AWESOME



FOR EVERYONE!

